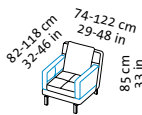
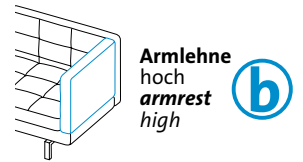
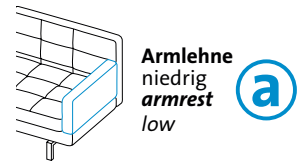
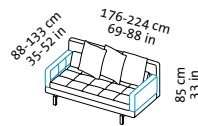


amber

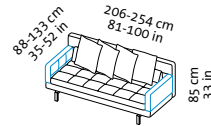
Design Roland Meyer-Brühl



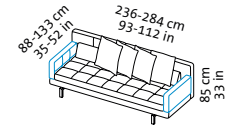
1 a



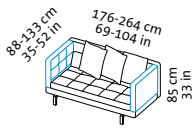
2 a



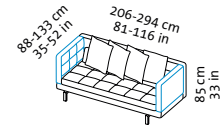
2,5 a



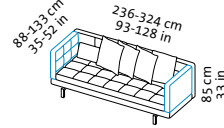
3 a



2 b



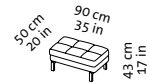
2,5 b



3 b



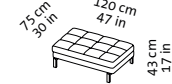
H60/50



H90/50



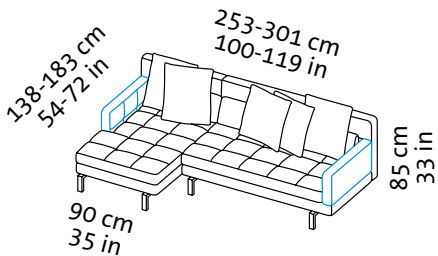
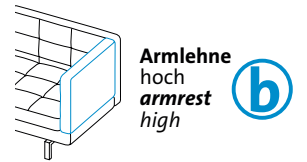
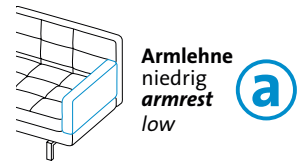
H90/75



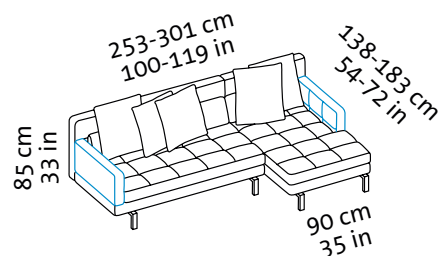
H120/75

amber

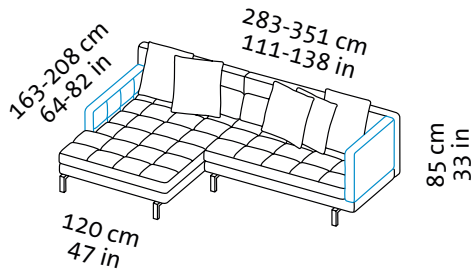
Design Roland Meyer-Brühl



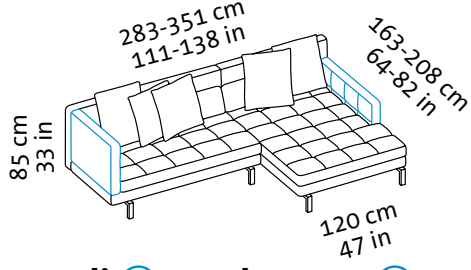
Lck 90 li (a) + 2 re (a)



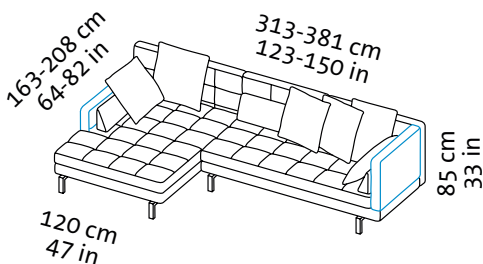
2 li (a) + Lck 90 re (a)



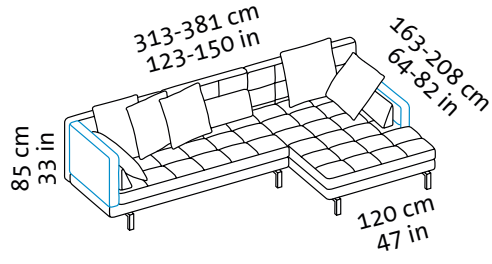
Lcl 120 li (a) + 2 re (b)



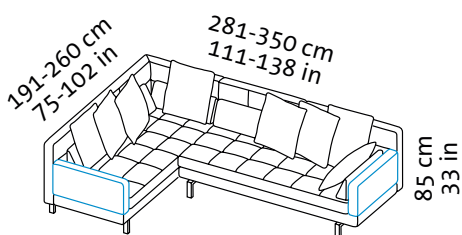
2 li (b) + Lcl 120 re (a)



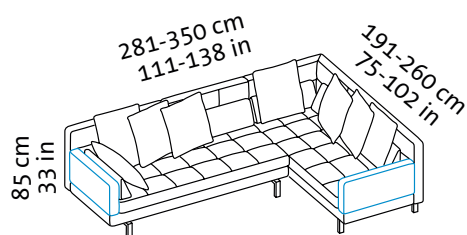
Lcl 120 li (a) + 2,5 re (b)



2,5 li (b) + Lcl 120 re (a)



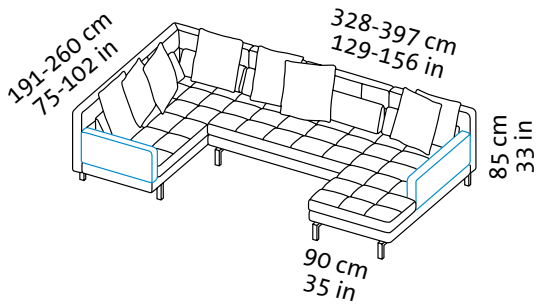
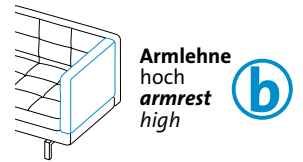
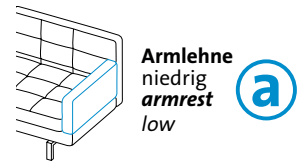
Eas 2,5 li (a) + 2,5 re (a)



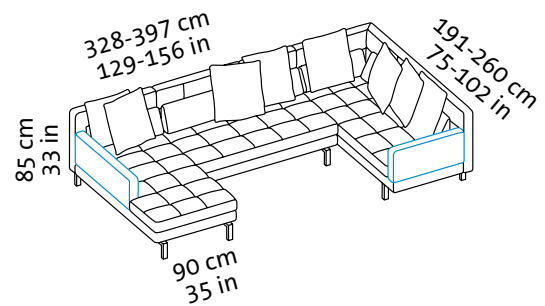
2,5 li (a) + Eas 2,5 re (a)

amber

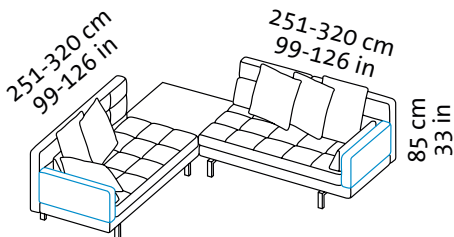
Design Roland Meyer-Brühl



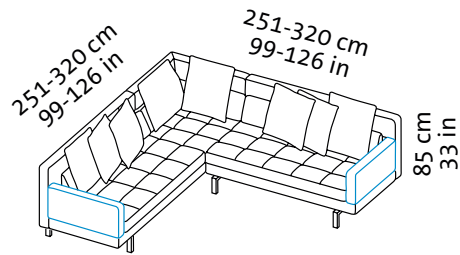
**Eas 2,5 li (a) + Ze2/150
+ Lcl 90 re (a)**



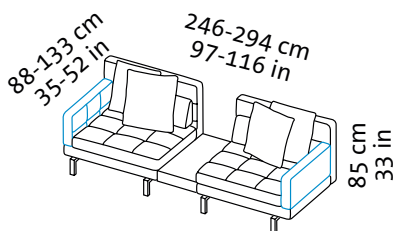
**Lcl 90 li (a) + Ze2/150
+ Eas 2,5 re (a)**



2 li (a) + Et + 2 re (a)



2 li (a) + E + 2 re (a)



1 li (a) + Eht + 1 re (a)

Individuelle Zusammenstellungen können im Planer selbst gestaltet werden.